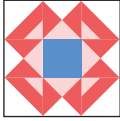
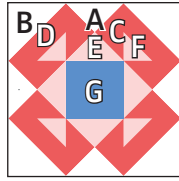




unfinished size:
3 1/2" x 3 1/2"



unfinished size:
6 1/2" x 6 1/2"



unfinished size:
9 1/2" x 9 1/2"



Cutting:

		3" Block	6" Block	9" Block
Background	A	1 - 2 1/2" square	1 - 3 1/2" square	1 - 4 1/2" square
	B	2 - 2" squares	2 - 3" squares	2 - 4" squares
Print #1	C	2 - 2 1/2" squares	2 - 3 1/2" squares	2 - 4 1/2" squares
	D	2 - 2" squares	2 - 3" squares	2 - 4" squares
Print #2	E	1 - 2 1/2" square	1 - 3 1/2" square	1 - 4 1/2" square
	F	4 - 1" squares	4 - 1 1/2" squares	4 - 2" squares
Print #3	G	1 - 1 1/2" square	1 - 2 1/2" square	1 - 3 1/2" square

Use 1/4" seams and press as arrows indicate throughout.

Sizes listed as (3" size) [6" size] {9" size}

Block Assembly:

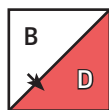
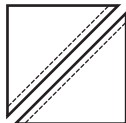
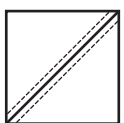
Draw a diagonal line on the wrong side of the Fabric B squares.

With right sides facing, layer a Fabric B square with a Fabric D square.

Stitch 1/4" from each side of the drawn line.

Cut apart on the marked line.

Trim Half Square Triangle Unit to measure (1 1/2" x 1 1/2") [2 1/2" x 2 1/2"] {3 1/2" x 3 1/2"}.



Make four.

Draw a diagonal line on the wrong side of the Fabric F squares.

With right sides facing, layer a Fabric F square on the bottom right corner of a Half Square Triangle Unit.

Stitch on the drawn line and trim 1/4" away from the seam.

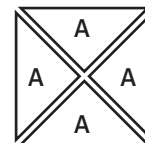
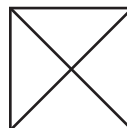
Corner Unit should measure

(1 1/2" x 1 1/2") [2 1/2" x 2 1/2"] {3 1/2" x 3 1/2"}.



Make four.


Cut the Fabric A square on the diagonal twice.



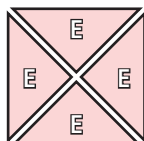
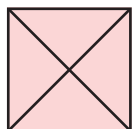
Make four.



Cut the Fabric C and Fabric E squares on the diagonal twice.



Make eight.



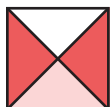
Make four.

Assemble two Fabric C triangles, one Fabric A triangle and one Fabric E triangle.

Press open.

Trim Hourglass Unit to measure

(1 1/2" x 1 1/2") [2 1/2" x 2 1/2"] {3 1/2" x 3 1/2"}.

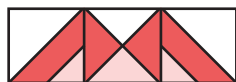
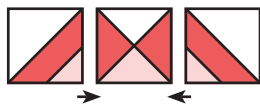


Make four.

Assemble two Corner Units and one Hourglass Unit. Pay close attention to unit placement.

Outer Unit should measure

(1 1/2" x 3 1/2") [2 1/2" x 6 1/2"] {3 1/2" x 9 1/2"}.



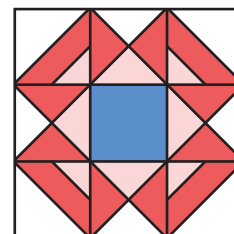
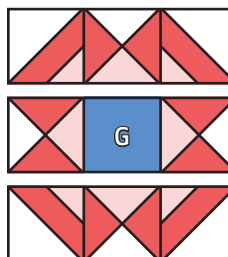
Make two.

Assemble Block. Pay close attention to unit placement.

Press open.

Ohio Twist Block should measure

(3 1/2" x 3 1/2") [6 1/2" x 6 1/2"] {9 1/2" x 9 1/2"}.



Make one.